



- ARRIVING**
- 1.1 ARRIVAL IN MALTA
 - 1.1.a BY AIR
 - 1.1.b BY BUS
 - 1.1.c BY TAXI
 - 1.2 A CAMPUS LOCATION
 - 1.2.B ARRIVING TO CAMPUS BY BUS

01

FINDING A PLACE TO LIVE

- 2.1 CHOOSING YOUR NEIGHBORHOOD
- 2.2 RELOCATE TO THE IDYLIC ISLAND OF INNOVATION
- 2.3 HOUSING, RULES AND PRACTICES
- 2.4 HOUSING AGENCIES
- 2.5 OTHER EXTERNAL SOURCES
 - 2.6 WHAT IT WILL COST
 - 2.7 RENTAL CONTRACTS

02

GETTING UTILITIES

- 3.1 ELECTRICITY & WATER
 - 3.2 GAS
- 3.3 COMMUNICATIONS
- 3.4 MOBILE PHONES

03

BANKING AND MONEY

- 4.1 OPENING AN ACCOUNT
- 4.2 EXCHANGING CURRENCY
- 4.3 TRANSFERRING FUNDS FROM OVERSEAS
- 4.4 CREDIT CARDS
- 4.5 PAYMENT OF BILLS
- 4.6 COST OF LIVING

04

RESIDENCE AND VISA REQUIREMENTS

- 5.1.a EUROPEAN UNION NATIONALS
- 5.1.b NON-EUROPEAN UNION NATIONALS
- 5.2 APPLICATION FOR STUDENT VISAS

05

HEALTH AND INSURANCE

- 6.1 HEALTH AND INSURANCE FOR EU CITIZENS
- 6.2 HEALTH AND INSURANCE FOR NON-EU CITIZENS
 - 6.3 PRIVATE MEDICAL INSURANCE
- 6.4 USEFUL LINKS & PHONE NUMBERS

06

PUBLIC TRANSPORT IN MALTA

- 7.1 BUS
- 7.2 FERRIES
- 7.3 OTHER OPTIONS

07

GBSB GLOBAL IMPORTANT INFORMATION

08

Introduction

We are looking forward to you joining our amazing student body at GBSB Global Business School!

First, let us help you get settled. Finding accommodation in Malta is reasonably easy and this guide will help you find exactly what you are looking for, to make you feel safe, comfortable, and happy while living in Malta. GBSB Global offers several resources to help students find accommodation. Based on your individual requirements, there are various options available. One of the most important steps in your transition to Malta is locating a place to live and we are here to help you in the process.

This Guide is for information purposes and is not sponsored by any of the mentioned companies. It lays out the various options that are available to the general public, while giving details about the differences between each of them. Once you have decided which option is best for you, based on your personal standards, you can contact the companies/individuals to finalize the arrangements.

Although our aim is to explain everything clearly in this guide, please feel free to ask any of the GBSB Global staff representatives for assistance, as we are always happy to help you.

Welcome to Malta!



ARRIVING

01

Malta's transportation system is well adapted to the island. It is fairly easy to go to the city center from both the airport and other places in the island. GBSB Global campus is centrally located and is easily accessible by public transport.

1.1 ARRIVAL IN MALTA

1.1.A BY AIR

International flights arrive to Malta International Airport (MLA). It is located about 8 km of Valletta, the Maltese capital. Malta's transportation system is very different to those of other big cities around Europe. Being an island, the only public transport that Malta offers to its residents is the bus. To get to the city center, you have two options:

1.1.B BY BUS

Commuting by Bus in Malta is the cheapest way to travel. From Malta International Airport (MLA) you have different express busses that will take you to different areas of the Island. The express busses are marked with an "X" at the beginning, the ones that will take you to the city are: **X1, X2 X3, X4**. But there is another useful bus - the "**TD2**". The current price of the ticket can vary from **€1.50** to **€2** during the day, but if you need to travel after 11 pm the price increases to **€3**. In case that you get a Travel Card, the trip is included (see more in 7.1 BUS section).

1.1.C BY TAXI

Taking a Taxi is the best way to travel if you are short on time or are too tired after a long flight. You can find the Taxi Stop right next to the Bus Stop at the Airport, remember not to accept offers from drivers inside the terminal, as these are often illegal drivers and you will almost certainly end up paying more expensive fares. The prices of the trip will vary depending on the distance travelled, but from the airport to Valetta it will be approximately **€20** or to Saint Julian's **€25**. If you want to take a taxi and not spend a lot of money, the best way to save up is to share a taxi and split the fare; by doing this you could end up only spending **€5** each us the international line to Lisbon.







1.2 ARRIVING AT GBSB GLOBAL

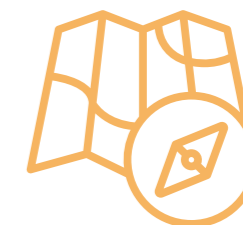
1.2.A CAMPUS LOCATION

Malta's campus is located in a residential area of Malta's central region. The campus neighborhood, Birkirkara, has grown over the years and become an important commercial center, it's also one of the oldest and most populated cities in the island. So, it is full of shops, local bars, and coffee shops where students can study and enjoy their free time

1.2.B ARRIVING TO CAMPUS BY BUS

Travelling by Bus is the best and only way to travel but be aware that busses are not always on schedule in Malta. Closest bus stops to campus are Santa Tereza and Alwigi with the following buses. It is then just a 5-minute walk to campus:

-  **182** Mtarfa
-  **54** Attard
-  **X3** Bugibba
-  **181** Dingli
-  **50** Rabat
-  **56** Dingli



Address:
67 Old Railway, Birkirkara,
Malta

FINDING A PLACE TO LIVE

02

Malta is a small island with people from all around the world, and due to that the housing market is a bit limited. It is fairly easy to find the accommodation of your choice, in the most popular areas of the island. Here are the main steps for your search and a few tips to help you out.

02 FINDING A PLACE TO LIVE

- **Step 1** – Identify your approximate monthly housing budget to focus your search efforts.
- **Step 2** – Explore different areas of Malta and decide on the neighborhood of your choice (see 2.1). Remember it is better to be close to school, because of the problems with public transport.
- **Step 3** – Contact housing agencies and check other recommended resources.
- **Step 4** – Always go for viewing before renting a place or sending any deposits, never rent a place or pay for anything before seeing the apartment.



Tip 1 – Get a SIM card with 4G internet connection to make sure your search process is easier. Agency representatives will call your phone.

Tip 2 – Look for a place in advance. The best time for the accommodation search is the last month of the previous academic trimester, this way you can get in touch with the students who are about to graduate who can offer you vacated apartments.

Tip 3 – Make sure that the apartment already has all the utilities on. If not, you will have additional costs and might have to wait several weeks.

Tip 4 – When you go for viewing bring your enrollment letter from the school to ensure the agency representative that you are capable of paying the rent and going to stay in the city for at least a year.

Tip 5 – Know your rights, do not let them make you leave a huge deposit or pay many months in advance. Many landlords try to take advantage of foreign students, so be cautious and research the correct prices beforehand.

2.1 CHOOSING YOUR NEIGHBORHOOD

Taking a Taxi is the best way to travel if you are short on time or are too tired after a long flight. You can find the Taxi Stop right next to the Bus Stop at the Airport, remember not to accept offers from drivers inside the terminal, as these are often illegal drivers and you will almost certainly end up paying more expensive fares. The prices of the trip will vary depending on the distance travelled, but from the airport to Valetta it will be approximately €20 or to Saint Julian's €25.

If you want to take a taxi and not spend a lot of money, the best way to save up is to share a taxi and split the fare.

M

A

L



T

A

Gzira

Gzira is a sought-after residential town with all the amenities needed. It is centrally located nearby Sliema and the capital Valletta, close to the sea and the University of Malta. Over the years Gzira has transformed significantly to give its population what it needed, bringing new blocks of apartments replacing the older buildings, which will make this town a great place to live, but with higher prices for accommodation.

In Gzira you can walk along a lovely stretch of the seafront promenade, known as The Strand, which leads to the Sliema Ferries and one of the islands' best and largest shopping centers. From here you can also enjoy stunning views of the fortifications of Valletta and experience the best illuminated views at night.

Birkirkara

Birkirkara is one of the largest, oldest and most heavily populated cities in Malta's center, over the years it has grown and become an important commercial center. Here you can also find Malta's most beautiful church, St Helen Basilica, besides its beauty, the church is also famous for having Malta's largest bell. Birkirkara is also famous for its football club Birkirkara F.C.

Today most of Birkirkara is modern but the town still has some of its traditional Maltese characteristics of narrow streets and alleys.

Mosta

Mosta is without any doubt one of the oldest and most significant settlements on the islands, located in Central Malta. Here you can visit some historical places such as the Victoria Lines and the Medieval chapels, and also get locals to recount some of the many folktales particular to Mosta, like the famous legend of the Mosta Bride (L-Gharusa tal-Mosta). What makes Mosta an absolute must is the world-famous Rotunda: The Parish Church of Santa Marija that has the third-largest dome in Europe and the ninth largest in the world.

In Mosta you can also go shopping for all kind of things which you will find at lower prices than the prime shopping areas in Malta.

Ta' Xbiex

Ta' Xbiex is located on a small headland inside Marsamxett Harbour, between Msida and Gzira. It is located just opposite to the harbour's entrance, facing east to where the sun rises over the horizon. Ta' Xbiex is mostly known for the number of foreign embassies and for being the host for part of the Yacht Marina.

You can't miss walking along the promenade from the beautiful Gzira gardens around the head of Ta' Xbiex to the Msida Yacht Marina to admire the beautiful mansions on one side and large boats on the other. Here you can also find several restaurants and coffee shops along the coast with gorgeous and luxurious harbour views.




Msida Parish Church



The Valletta Waterfront



It-Teatru Manoel



Fort Manoel

San Gwann

San Gwann is a town located on the North Eastern part of Malta it has a population of around 14,000 people. Here you will find cheaper accommodation options. San Gwann is very well connected to nearby areas of the island like St. Julian's, Sliema and Birkirkara.



Blue Grotto

Msida


Msida is a harbour town in East Malta, just 2.5 km away from Valletta and only 20 minutes away from the GBSB Global campus in Birkirkara. Today, Msida is a lively student town that attracts thousands of students daily. Over the years, Msida developed according to the needs of an increasing student population at the University of Malta, situated on a hill known as Tal-Qroqq. Msida also offers a cheaper variety of accommodation options for students.



Malta Maritime Museum

Pietà

Pietà is a coastal town located on the waterfront leading away from Floriana, facing towards the Sliema area. Pietà is perhaps the most iconic landmark is the old customs house-boathouse perched at the furthest inlet of Pietà. This is also a departure point for ferries to Gozo and other places to visit.



Lower Barrakka Gardens

2.2 RELOCATE TO THE IDYLIC ISLAND OF INNOVATION

Having added Malta to your possible list of study destinations, GBSB Global invites all students from across the globe to enjoy this serene, picturesque, sunny Mediterranean location.

Famous for its beaches, natural beauty, welcoming culture and fascinating history, located just south of Sicily, Malta consists of three islands, the largest, and most visited, of which is the main Malta Island. Major attractions include the port city of Valletta, the ancient city of Mdina, the beautiful Blue Lagoons, and many other sites.

Looking for accommodation in Malta? Find a comfortable place to stay throughout your studies abroad using the suggested partners below.



Easy Rent

Find short or long-term lettings with one of the best local real estate agencies in Malta. Whether you are looking for a bedroom or a whole apartment, finding your dream home will become an easy process.

2.3 HOUSING, RULES AND PRACTICES

- 1** Prices and fees differ depending on the size and condition of the accommodation, its location, landlord and agency. The majority of the housing options in the market are offered through an agency, the actual landlord rarely gets involved and delegates everything to the agency.
- 2** The housing market in Valetta is very fast, the demand is high and in a lot of cases you will have to make your decision promptly if you like the place. Normally you are given one month since you start living in the apartment to request any repairs.
- 3** There are both furnished and unfurnished options available. Getting a furnished flat can save you some money, time and energy.
- 4** Check properly the condition of the plumbing, electronic devices, kitchen appliances, furniture and the apartment in general. Pay attention to the items listed in the inventory list of your contract and make sure that all of them are present in the apartment and are in a good condition. Otherwise, the cost of missing or broken items can be taken from your deposit once you move out of the apartment.
- 5** We do not recommend you rent an apartment without working gas, water or electricity. To have them reconnected can take months and this may be very expensive.
- 6** Agencies will typically ask for a deposit of 1 or 2 months rental payments and charge 1 month's rent or 10 % of a yearly rent as a service fee. Individual owners may or may not charge a deposit and administration fee. Agencies, do offer peace of mind when the time comes to signing your lease.
- 7** It is common for both agencies and individual owners to request your enrolment letter from the school as a confirmation of your status as a student.
- 8** Please exercise caution and be aware of deals that are too good to be true. Although scams are rare, it is important to be aware of this activity.

2.4 HOUSING AGENCIES

Wondering where to start looking? Put your trust in accommodation experts and browse through their pre-approved apartment listings. You can search for individual rooms or for your own apartment. The size and quality of your accommodation will depend entirely on your budget. You will only have to pay an agency fee for the service which varies from company to company.



2.5 OTHER EXTERNAL SOURCES

Finding the right apartment and being comfortable in your own home can make your experience in Malta much more enjoyable. If you want a true local experience, we recommend you search the local listings and find the perfect fit for you. Although much more time-consuming than trusting an agency or student residence, searching for accommodation yourself provides a wider range of options at various price points.

Thus, you can personally ensure that you find exactly what you are looking for. When searching for accommodation on these websites, you can look for your own apartment or find a room in a shared flat, both of which can be posted by individual owners or by real-estate agencies.

Disclaimer: Locals use these websites to find great apartments every day. However, please exercise caution and be aware of deals that are too good to be true. Although scams are rare, it is important to be aware of this activity.



Expat

<https://www.expat.com/en/housing/europe/malta/flats-for-rent.html>



Malta Park

<https://www.maltapark.com/>



Airbnb

<https://www.airbnb.es/s/Malta>



2.6 WHAT IT WILL COST

As it happens with all cities when it comes to accommodation, in Malta it is more expensive to live downtown than on the outskirts of the city. If you are looking for a whole apartment for yourself, you will have to be ready to pay between €400 and €1000 per month, depending on the apartment's conditions, location and amenities.

Many students opt to live in individual rooms in shared apartments, the average cost is around €150 and €300 per month, again depending on the location, amenities, rooms size etc.

All these prices always depend on the area you are looking for, since not all areas in Malta have the same price ranges or offer the same housing quality.

You can find apartments for less than the prices mentioned above but, if you find very cheap ones, consider that probably you will have to add to that rental price an average of €100 per month in utilities expenses such as light, water and gas.

Additional Costs:

- Deposit – typically one or two month's rent
- Agency service fee – agency service fee Rental contract fee – approximately **€30**
- Rental contract registration fee – approximately **€6**
- Governmental fees – approximately **€6**

2.7 RENTAL CONTRACTS

Once you have found your apartment, you will be required to sign a rental contract. You will be expected to pay the first month rental payment, the deposit and the service fees (please see more information in 2.6). The owner of the apartment keeps the deposit to cover possible damages. Normally the owner covers the costs of any damage that occurs to the structure of the building. You will be responsible for maintenance of the flat, heating system and plumbing fixtures.

The rental contract should include the following information:

- 1** The total amount of rent to be paid each month and the monthly community charges, if they are not included.
- 2** A complete inventory list of all the electronic devices, furniture and other objected in the apartment.
- 3** The annual increases in rent to be paid, when applicable.
- 4** Which services, repairs and maintenance fees should be paid by you and which by the landlord.
- 5** The facilities and amenities of the building that you are entitled to use (parking, common rooftop terraces, common pool, etc.).

GETTING UTILITIES

03

We do not recommend you rent an apartment without utilities. However, if this is the case, you will need to contact the companies providing the related services listed below. We recommend you start this process as soon as possible because it can take up to several weeks.

3.1 ELECTRICITY & WATER

Although each is supplied by different companies, the same organization handles both:

ARMS:

- www.arms.com.mt
- Phone: 8007 2222 (from Monday to Friday: 08:00 - 16:00)

Be aware that they tend to be a bit bureaucratic and often you will be required to physically go to their offices or download and submit a paper form, in order to process your request.

You must ensure that you are on a “Residential Tariff” for electricity or you will face bills of almost double the price. You also need to check that the right number of residents are listed on the account as this can signify a discount if there is more than one person living in the property.

3.2 GAS

Gas, in the form of propane cylinders, is used for heating and cooking in Malta. The main gas suppliers in Malta are:

LIQUIGAS:

- <https://www.liquigasmalta.com/>
- Emergency Line: +356 2165 1661
- Order Line: +356 2248 6010

MULTIGAS

- <http://www.multigas.com/>
- Phone: 22492000

You may obtain new service cylinders or obtain cylinder replacements from resellers at fixed service points. They usually have their own schedule, which you can get from their website. Liquigas also offers an online booking and delivery service.

3.3 COMMUNACTIONS

Internet, TV and landline phone connections are usually easy and straightforward. The key providers in Malta are:

- **MELITA** - <https://www.melita.com/>
- **GO** - <https://www.go.com.mt/>

Both companies offer fast connections and ‘Special Offers’ which include internet, TV and phone. To set up an account you’ll need your e-residence card or your passport, as well as the landlord’s permission (or at least a copy of the tenancy agreement) if you’re not the homeowner.

An installation fee and a deposit are likely to be required, and these may be heftier if you don’t have an e-residence card.

3.4 MOBILE PHONES

For mobile phone connections, the options are Epic, Melita and GO, all of which offer either ‘pay as you go’ or monthly plans. You can buy a sim card in a wide range of shops around Malta. To register for monthly plans, it’s probably easiest to go into a mobile phone shop. The cheapest options are around €20 a month but if you want data, international calls, and other services, it will cost more. You may need a passport to sign up.

BANKING & MONEY

04

Malta's official currency is EURO, since the island is part of the European Union. It is essential to have a bank account for practically any service: mobile, internet, gym etc.

4.1 OPENING AN ACCOUNT

Even though it is not completely necessary to have a Maltese bank account, you still need to have one. Some of Malta's banks are APS Bank, Bank of Valletta, Lombard Bank, HSBC Bank. The requirements for opening a bank account vary depending on the bank. In most cases you will be required to provide the following documents:

- ID (passport or e-Residence card)
- Address proof (utility bill, bank statement, ID card with your address, etc.)
- Employment contract (can be from a non-Maltese company) or other proof of income.
- Letter of enrolment from the university.

Some banks have special offers and discounts for students and people younger than 25 years old, so make sure to ask once you are there.

4.2 EXCHANGING CURRENCY

You can maintain your account in your home country and withdraw money in euros from the automatic cash machines that are connected to networks. Check with the bank in your home country as to whether the same network exists in Malta, and if there is any surcharge for overseas spending. Most shops, restaurants and bars in Malta are equipped with POS terminal and you can pay with the deposit or credit card of your home country.

4.3 TRANSFERRING FUNDS FROM OVERSEAS

Transferring funds to Malta is usually easy. Sometimes, depending on the financial regulations in your home country, you are asked to provide an invoice for the payment. If you are required to provide an invoice to make the tuition fee transaction, please contact the Admission Department at GBSB Global and the school will provide you with the required document. It is important to have the account number and the bank code information in order to facilitate the transaction.

Usually, a bank's SWIFT code is required. Pay attention to the fees involved in the transaction: there are fees charged by both bank sender and bank recipient, in cases when currency exchange is involved, there are also currency conversion fees. This also applies to the transaction of your tuition fee payment: please be aware that even if you pay the commission of your bank, there might be some extra charges applied and the school will receive a smaller payment.

4.4 CREDIT CARDS

Most shops, hotels and restaurants are equipped with POS terminals and accept credit/debit card payments. ATPs are well distributed around Malta. You can use the credit/debit card issued by a bank back in your home country - Visa, MasterCard and American Express are accepted. Be aware of the currency conversion fees and the cash withdraw fees that might be charged. You can also get a credit/debit card issued from your Maltese bank account, which would save you some money.


4.5 PAYMENT OF BILLS

Usually you have to authorize for payments of recurring bills such as rent, internet, mobile phone network, utilities. They will be debited directly from your bank account. Be aware of the service charges applied to your account, they vary from bank to bank and depend on the type of the account.

4.7 COST OF LIVING

In the table below, you can see an estimation of student costs in Malta per month. Your personal budget might be different depending on your own habits, tastes, priorities and capabilities. Usually you can save money on rent and utilities by sharing an apartment:

	Students Living Alone	Students Sharing an Apartment
Housing	€500 - €1300	€300 - €600
Utilities	€90 - €100	€60-€70
Internet	€30 - €50	€15 - €25
Insurance	€90 - €110	€90 - €110
Groceries	€150 - €300	€150 - €300
Transport	€20 - €40	€20 - €40
Lunch Out	€5 - €20	€5 - €20
Sports/Gym Membership	€30 - €90	€30 - €90
Entertainment	€50 - €150	€50 - €150
Total per Month	€965 - €2160	€720 - €1405



RESIDENCE AND VISA REQUIREMENTS

05

Here are some tips and steps to help your transition to study in Malta.

5.1a EUROPEAN UNION NATIONALS

Students from the EU are not required to apply for the student visa. However, all full-time students that are planning on residing in Malta for more than three months must notify Malta's Department of Citizenship and Expatriate Affairs. The office is located in Valletta.

5.1b NON-EUROPEAN UNION NATIONALS

Non-EU nationals need to apply for a visa regardless of the length of time spent in Malta. Contact your embassy for more information. Non-EU students that want to study courses not exceeding the 90-days period should apply for the Schengen Short-Stay Visa (C-Visa) before travelling.

5.2 APPLICATION FOR STUDENT VISAS

This list provides all the necessary documentation that will be requested when applying for a student visa:

1. Your completed application forms.
2. Your up-to-date and valid passport/travel document.
3. Two identical colour passport photos that must be from the last six months and adhere to the Embassy's photographic requirements.
4. Student Status Letter from your university faculty.
5. Proof of travel insurance to cover the duration

of your visit. The insurance company will provide you with a certificate to include in your application.

6. Proof of travel plans (flight, ferry or train bookings). The Maltese Embassy insists that you must have pre-booked your travel before you apply for your visa.

7. Proof of accommodation.

8. Proof of financial means. You should have approximately €30 per day available. Bank statements, wage slips from the last 3 months or travellers' cheques with the relevant amounts are necessary to prove you meet the financial requirements.

9. Schengen visas require an application fee. This charge can vary, so it is best to check with the Maltese Embassy to confirm the actual amount and the method of payment. This can be done through the Embassy website.

10. A self-addressed special delivery envelope to allow the Embassy to post back your passport/documents when a decision has been made.

11. Photocopies of all the documents provided (you need to send both originals and photocopies).

HEALTH & INSURANCE

06

The Maltese healthcare system is very well developed, it provides free services to Maltese Citizens and European Union residents with a European Health Insurance Card (EHIC). Otherwise, make sure you are covered by a governmental or private medical insurance that works on the territory of Malta to avoid high expenses in case of getting sick.

6.1 HEALTH AND INSURANCE FOR EU CITIZENS

All EU citizens must get a European Health Insurance Card (EHIC) at the local health authority office back in their home country before travelling to Malta.

Citizens of the European Union or Iceland, Lichtenstein, Norway and Switzerland can use Malta's public health care services during the first 90 days in Malta by presenting their European Health Insurance Card. After that period of time is over, it is recommended to have a Private Health Insurance Plan. To book an appointment, you must identify which healthcare center corresponds to your address, or which hospital is the nearest to where you are living.

The island has several public hospitals, including a large one on the island of Gozo, and a network of health clinics and pharmacies that offer preventative, rehabilitative, and curative care. Thanks to Malta's small size, it's fairly easy to access either a hospital or health clinic when you need it, no matter where you live.

6.2 PRIVATE MEDICAL INSURANCE

Students can also sign up for a Maltese private medical insurance. Do not forget to ask if this will also cover overseas travelling. There are various companies that offer packages with different coverage. Often when you open a bank account, your bank will offer you a medical insurance package from a partner insurance company. Be aware, some cheaper packages only cover emergency situations, some include small charges per every medical service apart from the standard monthly payment.

6.3 PRIVATE MEDICAL INSURANCE

Students can also sign up for a Maltese private medical insurance. Do not forget to ask if this will also cover overseas travelling. There are various companies that offer packages with different coverage. Often when you open a bank account, your bank will offer you a medical insurance package from a partner insurance company.

Be aware, some cheaper packages only cover emergency situations, some include small charges per every medical service apart from the standard monthly payment. open a bank account, your bank will offer you a medical insurance package from an insurance company that is in a partnership with the bank. Be aware of the fact that some cheaper packages only cover emergency situations, some include small charges per every medical service apart of the standard monthly payment. More expensive packages give you more coverage and no extra charges per service.

6.4 USEFUL LINKS & PHONE NUMBERS

STUDENTS:

Full-time students are entitled to a EHIC which covers you for all necessary sickness benefits during the course of studies. For further guidance, email:

- entitlement.health@gov.mt

EUROPEAN HEALTH CARD INFORMATION AND STUDENT COVERAGE:

- <https://integration.gov.mt/en/SocialIssues/Pages/Social-Security.aspx>

EMERGENCY NUMBER: 112

AMBULANCE: 196

PUBLIC TRANSPORT

07

Malta's public transport system offers only buses as a way of getting around the island. You can find all the information you need on Malta's Public transport website: <https://www.publictransport.com.mt>. You can also get the schedules and routes using Google Maps.

7.1 BUS

There are two ways of paying for a bus ticket in Malta, you can either use cash or there are several Public Transport Cards you can acquire.

IF YOU USE CASH:

- During the Summer Season: **€2,00**
- During the Winter Season: **€1,50**
- After 11pm the fare increases to **€3,00**

This ticket will last for 2 hours, so within that period of time you can take as many buses as necessary. The Night Buses only work on Fridays and Saturdays during the year, except during the Summer Season when they work every day.

Also, there are several Public Transport Passes options. You should choose the best one carefully, as you may be spending more than you need to, if you choose the wrong one.

• 12 SINGLE DAY JOURNEYS CARD:

This Pass gives you 12 trips that are activated as soon as you take your first bus. This card is not personal, so it can be shared. This Card will be valid for a whole year. So, if you are at a walking distance from all the important places you need to go to, for only **€15** you can have access to all the Maltese Buses.

• TALLINJA CARD:

With the Tallinja card, a single journey costs from **€0.25** to **€0.75** per person. The Night buses cost only **€2.50** per person. So, it is the cheapest way to travel across Malta when you are staying for long periods of time and are certain that you will use public transport consistently.

In order to get these Cards, you will have to go through the website, and they will be delivered to your personal address: <https://www.publictransport.com.mt/en/bus-card-and-ticketing>

7.2 FERRIES

In Malta you can also travel by Ferry from one side of the island to other and go to any of the other islands. This will not only be a fun and inexpensive

way to explore the island when you first arrive but also a fast way to get from Sliema to Valetta or to any other coastal city.

Using these Ferries, you can also travel outside Malta! There are 2 ferry routes operating between Sicily and Malta offering you a total of 21 sailings per week. In approximately just an hour and forty-five minutes you can be in Italy. Not only that but in some of these ferries you can also take your car with you and explore Sicily with comfort.

7.3 OTHER OPTIONS

In Malta you can use **Bolt** to get around the city. Bolt is just like Uber. This way of travelling is very popular amongst the locals, as it is definitely cheaper than taking taxis, and you know how much the trip will cost before requesting it. Also, with this app you are not required to add a Credit Card for it to work.

There is another way of travelling in Malta that is still cheaper than Taxis, **COOL!** These are private taxis that will be cheaper as you must share your taxi. The COOL driver will wait until the taxi is full and then start the trip. This may take some extra time but if you are not in a hurry it is a cheaper way to travel around Malta.

GBSB GLOBAL
IMPORTANT
INFORMATION

08

For information about Microsoft 365 for Education package, your school email, wi-fi on campus, digital classroom and IT support service, please contact technology.support@global-business-school.org

For more information about student Spanish residency NIE, enrolment letter from GBSB Global, tuition fee invoice and other document requests and assistance services, please check **GBSB Global Student Services Catalogue**.

For any questions or assistance, please follow the instructions in **GBSB Global Student Services Catalogue** or contact academics@global-business-school.org.

Congratulations on being admitted to GBSB Global Business School and very Welcome! See you soon!





Welcome to GBSB Global Business School!



www.global-business-school.org



academics@global-business-school.org
admissions@global-business-school.org



Malta Campus
67 Old Railway Track, BKR, Birkirkara

Connect with GBSB Global

